



Statistical Profile of Decatur Correctional Center as of 6/30/2021

Introduction

Decatur Correctional Center (Decatur) is located in Decatur, Illinois, about three hours southwest of Chicago. Decatur is the minimum-security female facility within the Illinois Department of Corrections (IDOC), now one of only two female correctional centers amongst the 27 IDOC parent facilities.¹

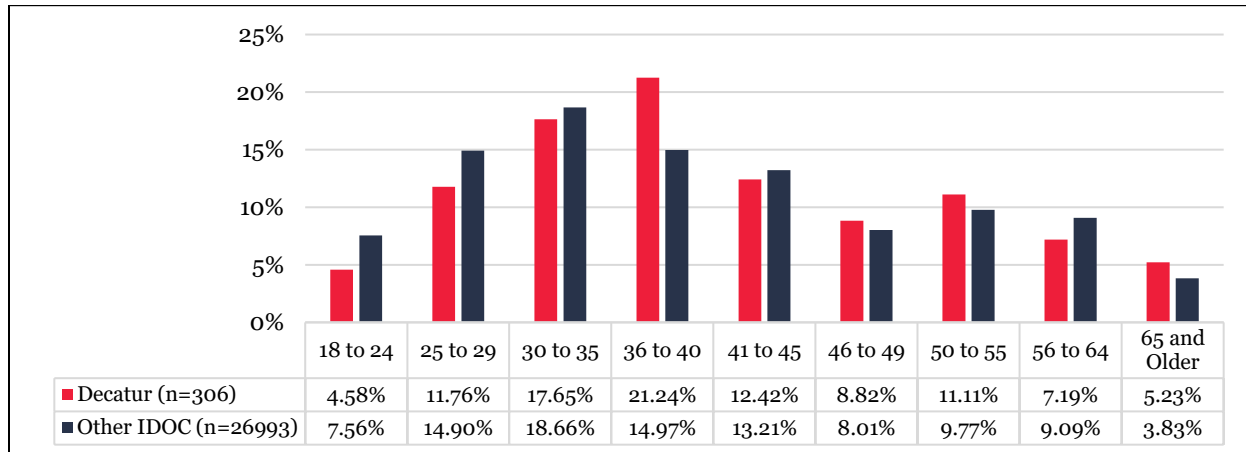
The following graphs illustrate the demographic and legal characteristics of the people incarcerated at Decatur Correctional Center (n = 306), using the population incarcerated at IDOC's other prisons as a comparison group (n = 26,993). The figures reported herein are based upon IDOC's Prison Population Data Set for June 30, 2021 (n = 27,299) which is accessible to the public on [IDOC's website](#). Definitions of terms and methodology can be found [here](#).

¹ Please note that JHA determines an incarcerated person's location using the "Parent Institution" variable contained within IDOC's population data sets. The parent institution is where an incarcerated person's "Master File" is held. The parent institution listed for most people will match where they were incarcerated as of the date of the applicable data set. Decatur Correctional Center is the parent institution for Fox Valley Adult Transition Center (ATC), which holds up to 128 people. It is impossible to ascertain an exact count of people at Decatur and Fox Valley ATC from the IDOC Population Data Set for June 30, 2021 alone.

IDOC defines "Parent Institution" as, "the institution to which satellite facilities such as Adult Transition Centers, Substance Abuse Treatment Centers, Impact Incarceration Programs, Women & Children Programs, work camps, mental health units, and minimum and medium security units are assigned" (note from IDOC's Research and Planning Unit attached to cell J6 in the June 2021 Prison Stock data set).

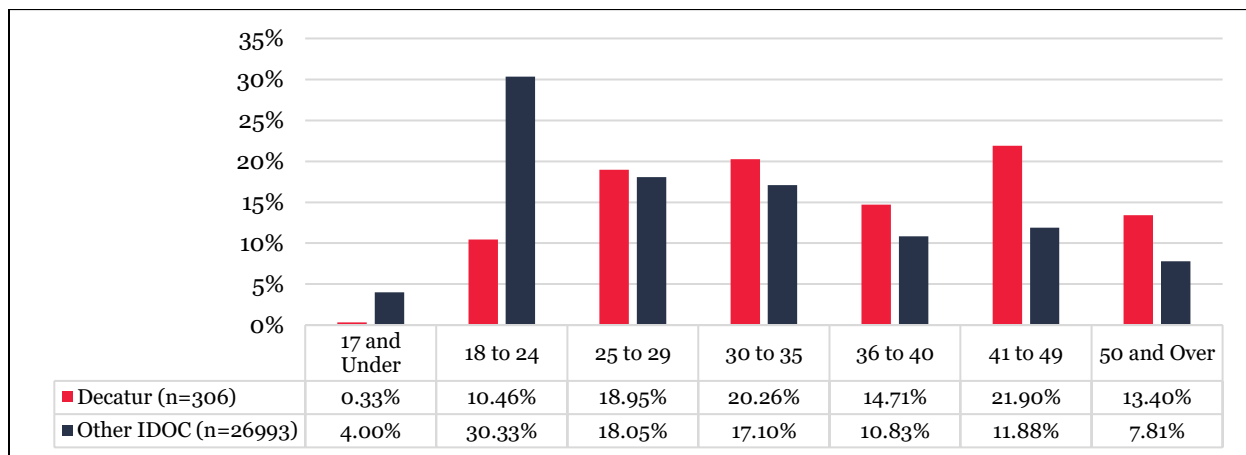
Demographic Characteristics of People Incarcerated at Decatur Correctional Center Versus Other IDOC Prisons

Age of Incarcerated People* as of June 30, 2021



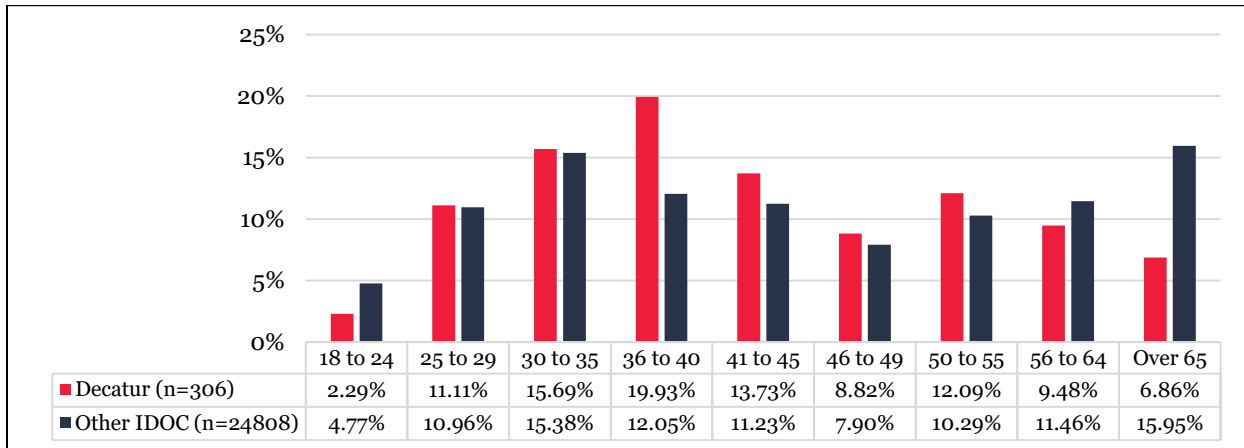
* Rows (facility & Other IDOC) total to 100%

Estimated Age at Custody*



* Rows (facility & Other IDOC) total to 100%

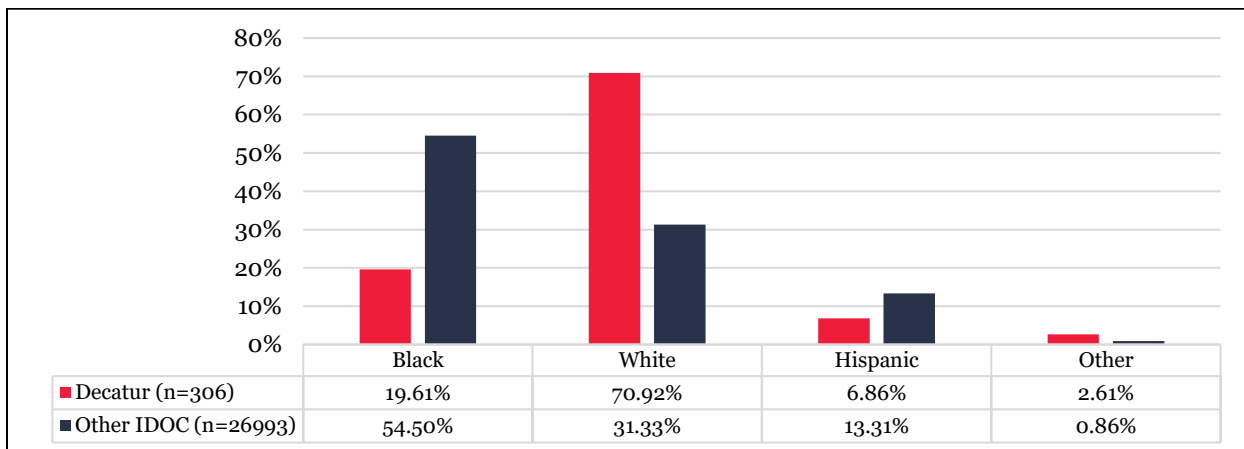
Estimated Age at Release*, **



* Rows (facility & Other IDOC) total to 100%

** 2,185 incarcerated persons are not included in the 'Other IDOC' comparison group. Of these people, 1,513 are serving a court-imposed life sentence, 156 are civilly committed to IDOC as Sexually Dangerous Persons, and the remaining 516 do not have a Projected MSR date listed in the applicable IDOC data set for reasons unknown.

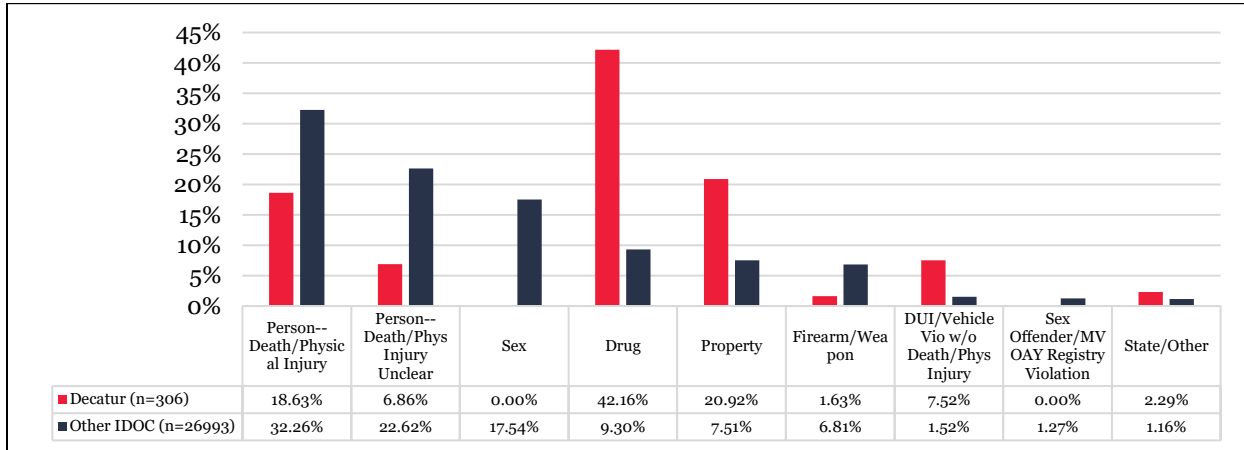
Race*



* Rows (facility & Other IDOC) total to 100%

Legal Characteristics of People Incarcerated at Decatur Correctional Center Versus Other IDOC Prisons

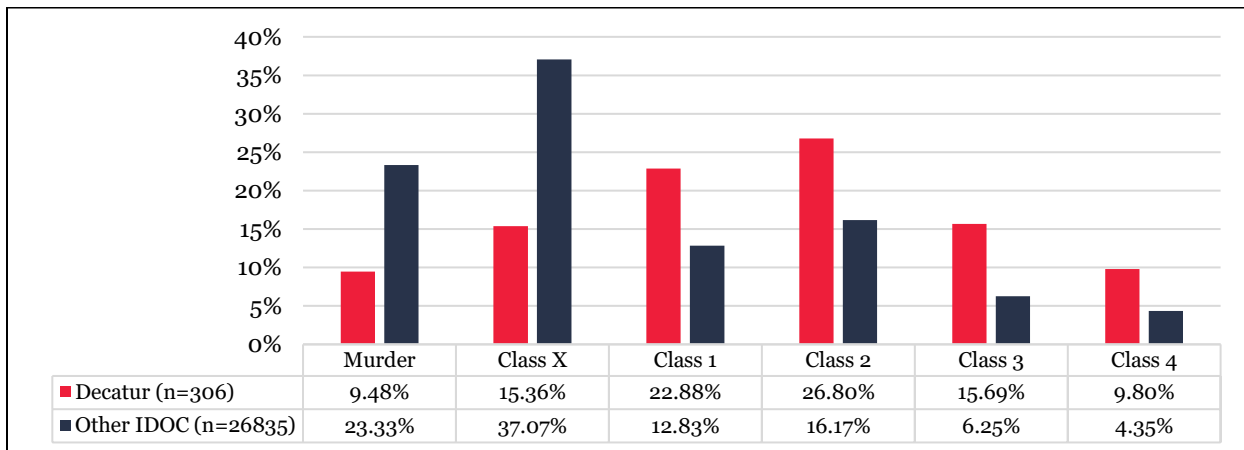
JHA Offense Type of Holding Offense*, **



* Rows (facility & Other IDOC) total to 100%

** Categories within the above graph were created by JHA using individual offenses as listed within the IDOC data set. The definition of each JHA offense type category can be found [here](#).

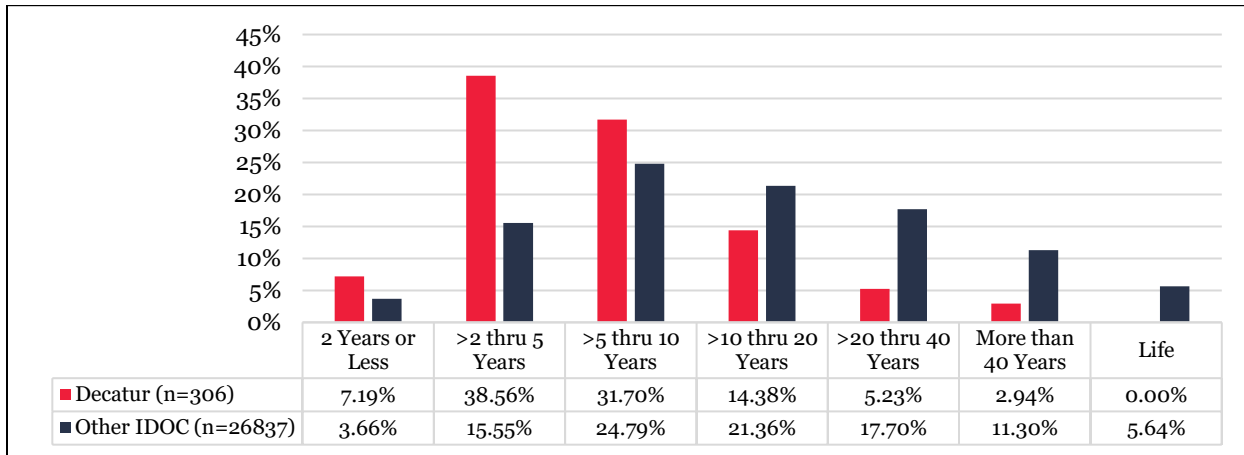
Felony Class of Holding Offense*, **



* Rows (facility & Other IDOC) total to 100%

** 158 incarcerated persons are not included in the 'Other IDOC' comparison group. Of these people, 156 are civilly committed to the custody of IDOC as Sexually Dangerous Persons and the remaining 2 are unclassified by IDOC.

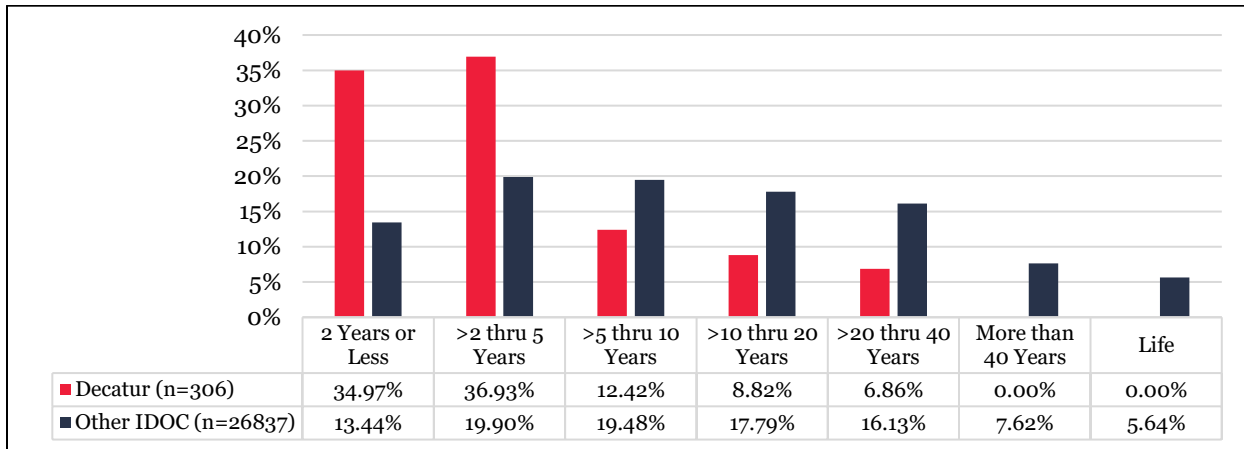
Length of Court-Imposed Prison Sentence for Holding Offense*, **



* Rows (facility & Other IDOC) total to 100%

** 156 incarcerated persons are not included in the 'Other IDOC' comparison group because they are civilly committed to the custody of IDOC as Sexually Dangerous Persons who are not serving a court-imposed sentence for a criminal offense.

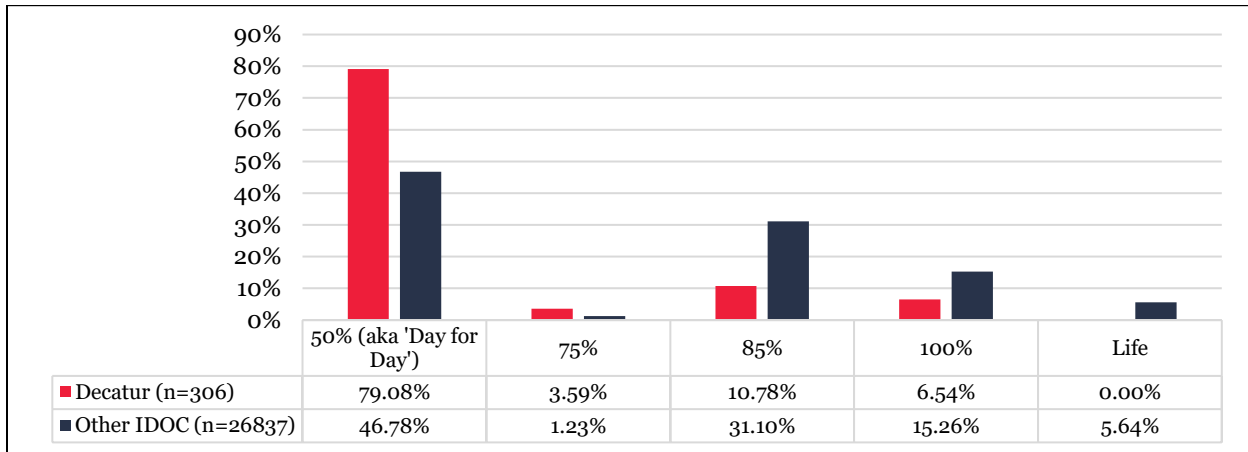
Estimated Length of Court-Imposed Prison Sentence for Holding Offense After "Truth in Sentencing" Multiplier Applied*, **



* Rows (facility & Other IDOC) total to 100%

** 156 incarcerated persons are not included in the 'Other IDOC' comparison group because they are civilly committed to the custody of IDOC as Sexually Dangerous Persons who are not serving a court-imposed sentence for a criminal offense.

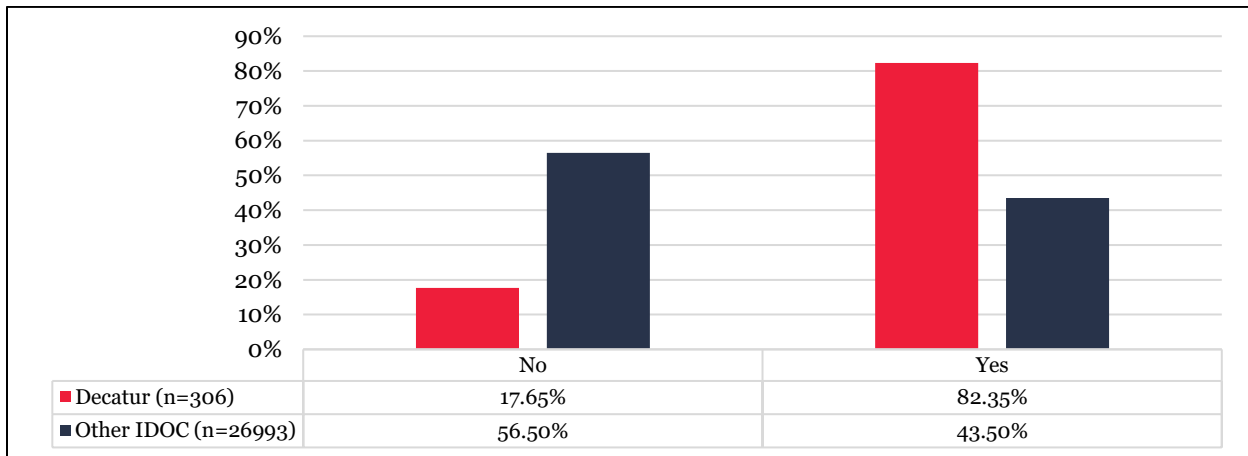
People Subject to “Truth in Sentencing” for Holding Offense*, **



* Rows (facility & Other IDOC) total to 100%

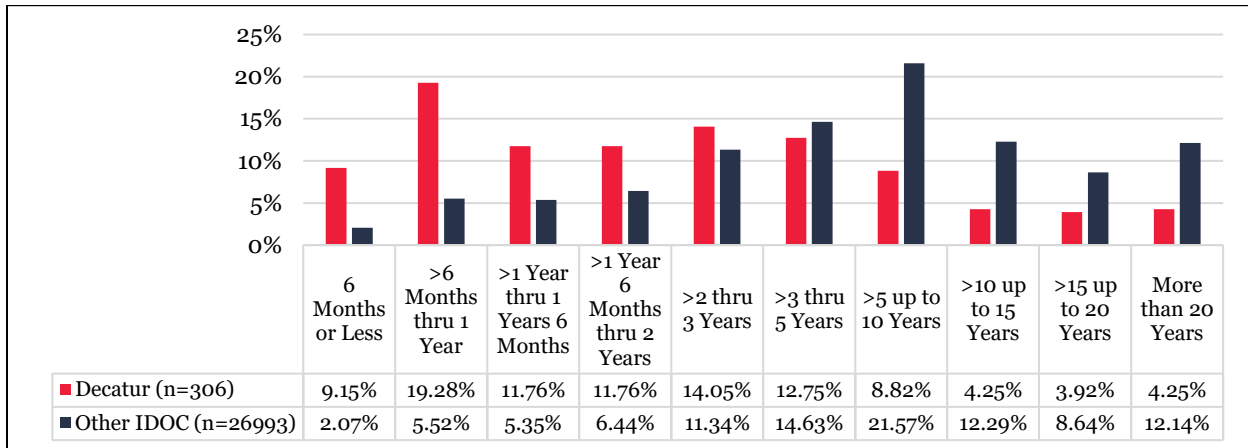
** 156 incarcerated persons are not included in the 'Other IDOC' comparison group because they are civilly committed to the custody of IDOC as Sexually Dangerous Persons who are not subject to the “Rules and Regulations for Sentence Credit” statute (730 ILCS 5/3-6-3) governing the amount of sentence credit an incarcerated person serving a court-imposed sentence for a criminal offense may earn.

Effectively Eligible by Law to Receive Earned Sentence Credits for Holding Offense*



* Rows (facility & Other IDOC) total to 100%

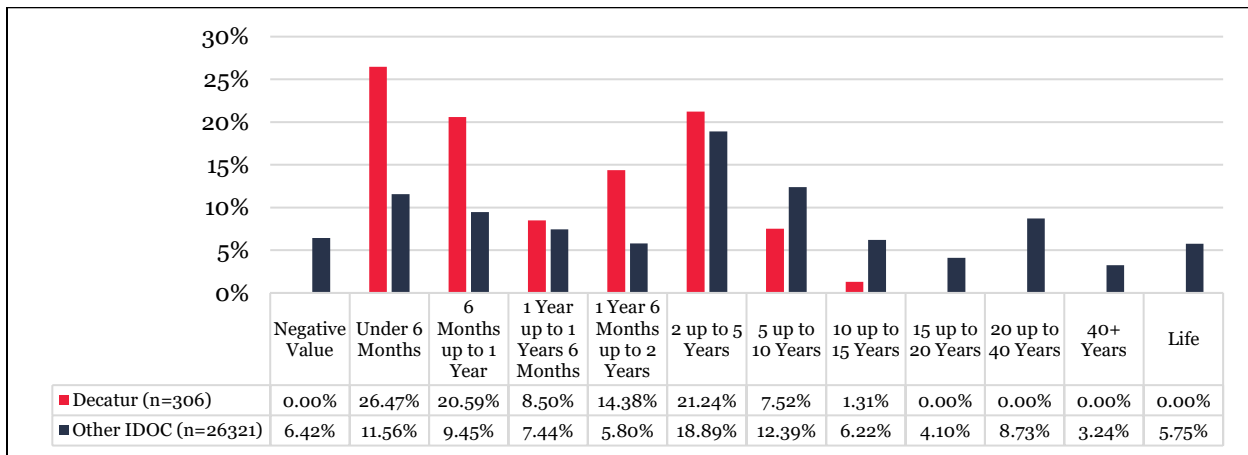
Time Served for Holding Offense as of June 30, 2021*, **



* Rows (facility & Other IDOC) total to 100%

** Time served for holding offense determined by calculating time elapsed between a person's Custody Date and the date of the applicable data set.

Estimated Time Until Release (based on Projected MSR date) *, **, ***

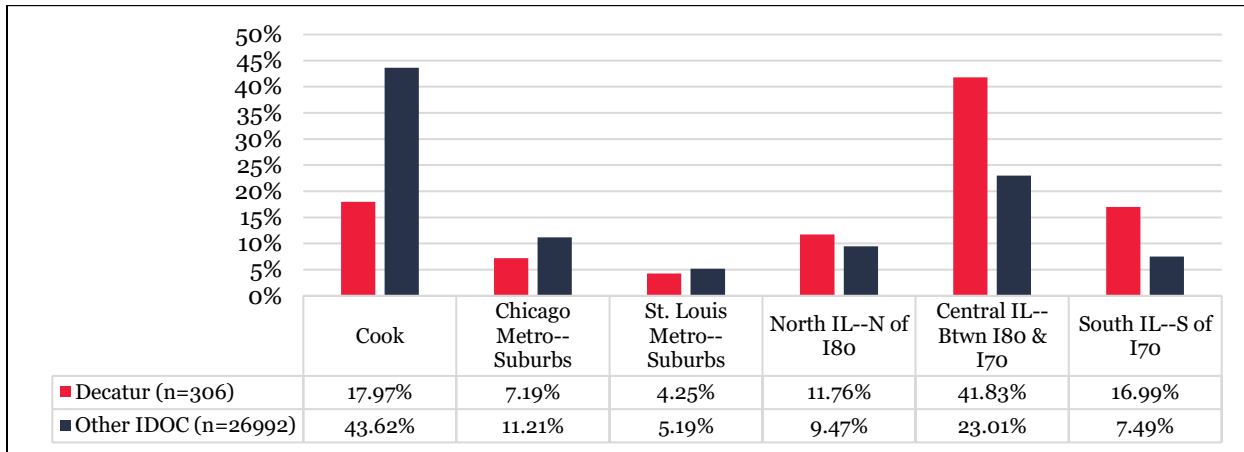


* Rows (facility & Other IDOC) total to 100%

** 672 incarcerated persons are not included in the 'Other IDOC' comparison group. Of these people, 156 are civilly committed to IDOC as Sexually Dangerous Persons and the remaining 516 do not have a Projected MSR date listed in the applicable IDOC data set for reasons unknown.

*** Incarcerated persons included in the Negative Value category are mostly MSR or Parole violators who are being held past their Projected MSR Date. The amount of time until release for most incarcerated persons included in the graph above may change if "good time" is either awarded or revoked from them, and other factors.

County Where Person was Sentenced for Holding Offense—Regional*



* Rows (facility & Other IDOC) total to 100%



This report was written by JHA staff. Media inquiries should be directed to JHA's Executive Director Jennifer Vollen-Katz at (312) 291-9555 x205 or jvollen@thejha.org

Incarcerated individuals can send privileged mail to report concerns and issues to the John Howard Association, P.O. Box 10042, Chicago, IL 60610-0042. JHA staff are reading every letter and tracking this information to monitor what is occurring behind prison walls and to advocate for humane policies and practices. Family and friends can contact JHA via our website www.thejha.org or by leaving a message at 312.291.9183 x208.

Since 1901, JHA has provided public oversight of Illinois' juvenile and adult correctional facilities. Every year, JHA staff and trained volunteers inspect prisons, jails, and detention centers throughout the state. Based on these inspections, JHA regularly issues reports that are instrumental in improving prison conditions. JHA humbly thanks all the persons who agreed to be interviewed for this report and who graciously shared their experiences and insights with us.



The John Howard Association was the proud recipient of the 2015 MacArthur Award for Creative and Effective Institutions